

IGENIX



Igenix IG2590 Digital
Combination Microwave with
Grill and Convection, 5 Power



**Trouble with your
microwave? ...**

**Try our troubleshooting
guide on page 9.**

**If that does not solve the
issue contact us ...**



SAFETY INSTRUCTIONS

Important: This appliance is not intended for use by persons including children with reduced physical,

Earthing Instructions

This appliance must be earthed. In the event of an electrical short circuit, earthing reduces the risk of


having an earthing wire and with an earthing plug. The plug must be plugged into an outlet that is properly installed and earthed.



WARNING - Read the instructions carefully before using the appliance. This is a Class I appliance. Consult the


Utensils Guide





Control Panel

Operation Instructions



Multi Stage Cooking

Some recipes may require setting a multi-stage program involving defrosting, and different power levels. The following example shows the steps in setting up such a program:

Example: If you want to defrost the food for 5 minutes, then to cook with 80% microwave power for 7 minutes. The steps are as follows;

2. Turn the control dial to adjust defrost time of 5 minutes
3. Press **'MICROWAVE'** once
4. Turn the control dial to choose 80% microwave power **'P80'** will be displayed
5. Press **'START/+30SEC./CONFIRM'** to confirm

7. Press **'START/+30SEC./CONFIRM'**

NOTE:

The buzzer will ring after each stage and the next stage will begin

MENU	WEIGHT (G)	DISPLAY	POWER
A-1 REHEAT	200	200	100%
	400	400	
	600	600	
A-2	200	200	100%
	300	300	

Troubleshooting

TABLE 1

[REDACTED]

[REDACTED]

[REDACTED]

[REDACTED]

[REDACTED]

[REDACTED]

[REDACTED]

[REDACTED]

[REDACTED]

[REDACTED]

[REDACTED]

[REDACTED]

[REDACTED]

[REDACTED]

[REDACTED]

[REDACTED]

[REDACTED]

[REDACTED]

[REDACTED]

[REDACTED]

[REDACTED]

[REDACTED]

[REDACTED]

[REDACTED]

[REDACTED]

[REDACTED]

[REDACTED]

[REDACTED]

[REDACTED]

[REDACTED]

[REDACTED]

[REDACTED]

[REDACTED]

[REDACTED]

[REDACTED]

[REDACTED]

[REDACTED]

Guarantee Information

This product is guaranteed for a period of 12 months from the date of purchase against mechanical and electrical defects.

You can extend your warranty for a further 12 months by registering your product online. Visit

card enclosed with this manual and return to us by post. Product must be registered within 60 days of purchase.